

Children's Funding Institute 2023

Strategizing for Success: Inspirational Lessons from Oakland's Six Ballot Measures for Kids

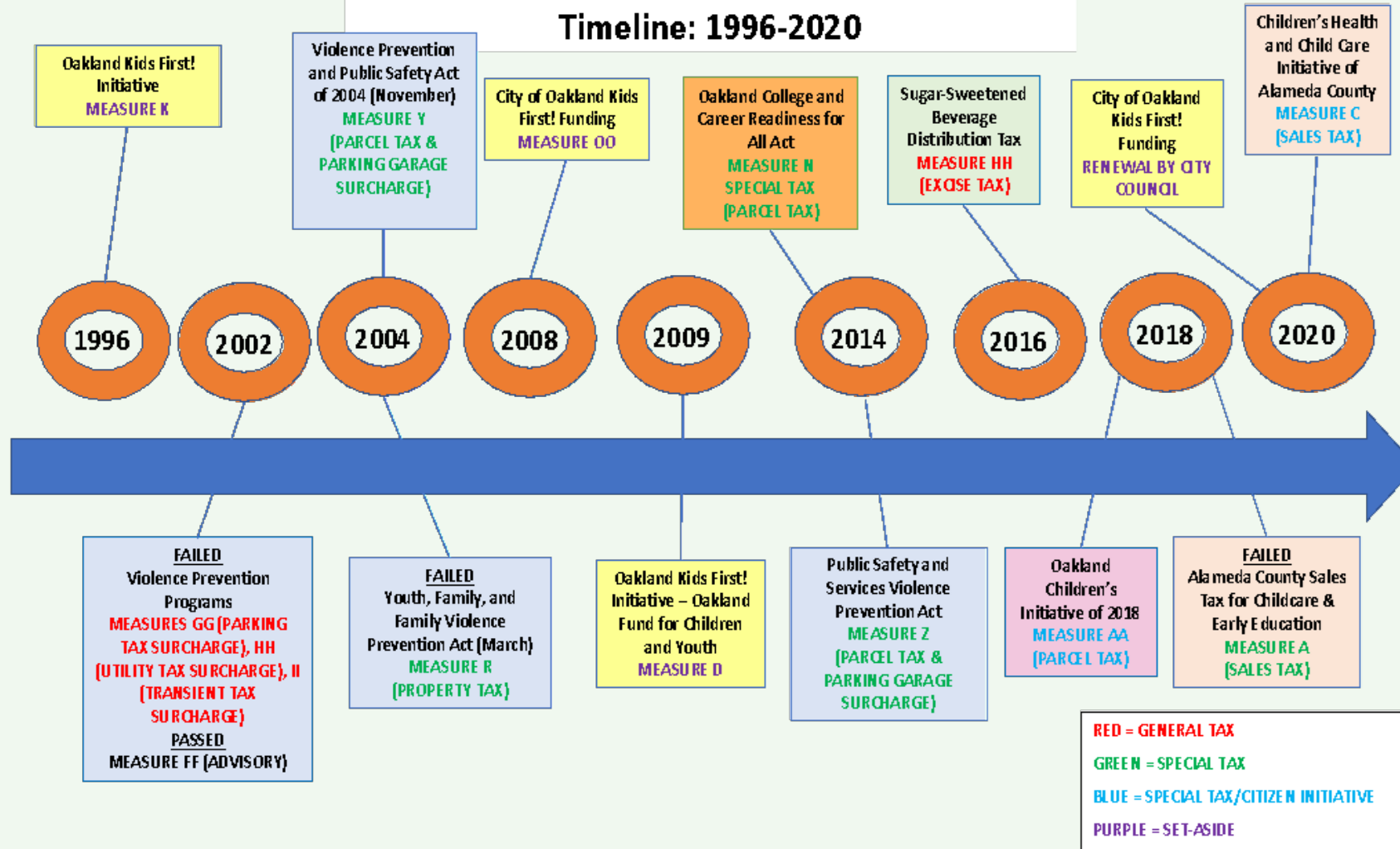
October 5, 11:00 – 12:00 PM CT

- Slides will be available at childrensfundingproject.org/cfi2023
- For this session, please use the hashtag **#ChildrensFundingInstitute** when posting about it on social media.



Oakland Ballot Measures for Children & Youth

Timeline: 1996-2020



Methodology

1

Budget document review
~70 documents

2

Interviews with Key Budget Holders
12 interviews

3

Budget information requests
6 agency requests on ~250 funds



Funding Estimate: \$1.05 Billion (FY22)*



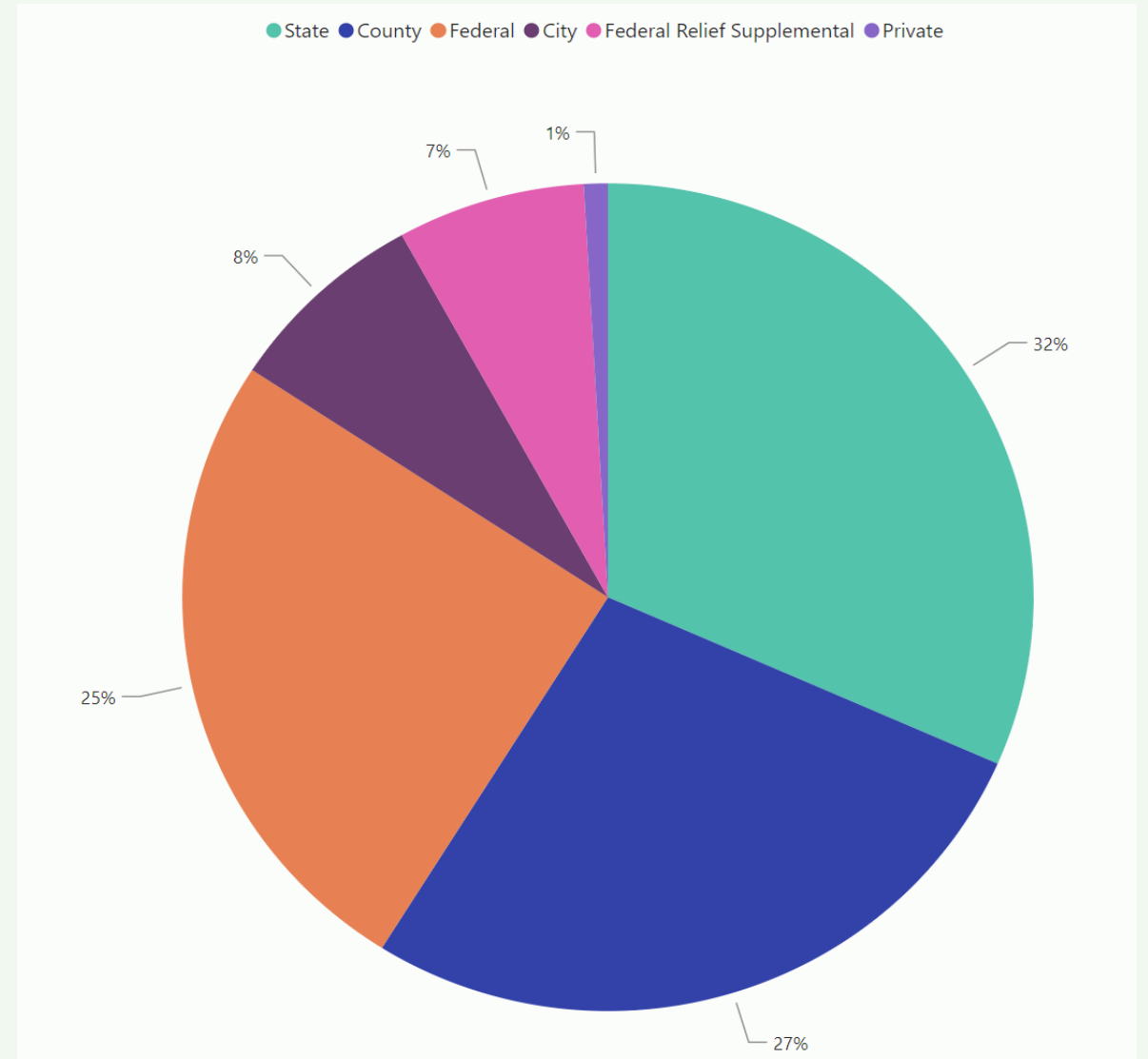
Administrative Oversight: Two-thirds of funding resources come from state/federal sources



Share of COVID Funds: \$122 Million (~12%)



Approximately 6% of funds come from locally-generated funding: \$58 Million



Oakland Cradle to Career Fiscal Map

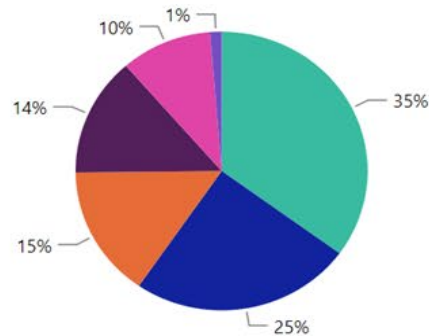
FY19 - FY22

FY22 Total Investments in Children & Youth Ages 0-24


\$1.04bn

FY22 Investments by Fundir

● State ● Federal ● City ● County ● Federal Relief Supple... ● Private

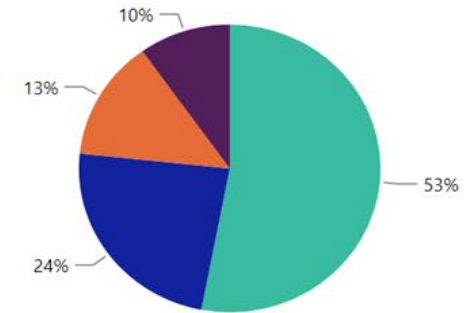


FY22 Investments by Service Area



FY22 Investments by Level of Intervention

● Basic Services ● Intervention ● Positive Youth Develop... ● Prevention



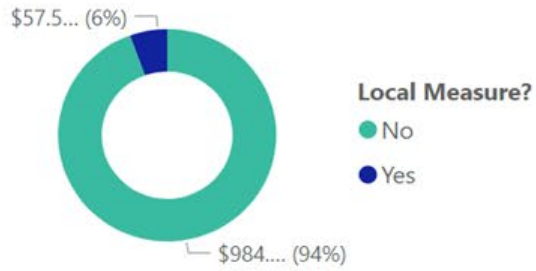
This report analyzes public and local philanthropic funding from FY19 to FY22 that is invested in children and youth between the ages of 0-24 in Oakland, California. Area leaders, advocates and other stakeholders may use the fiscal map to gain a better understanding of the current children and youth funding landscape and to inform strategic decisions within the city of Oakland.

Funding Stream Name	Funding Stream Description	FY19 Appropriation Amount	FY20 Appropriation Amount	FY21 Appropriation Amount	FY22 Appropriation Amount
[Locally-administered fund/program - Community Healing and Restoration violence prevention]	Strengthening Oakland neighborhoods exposed to violence by lifting-up the wisdom of people closest to violence and deepening their skills to promote healing through community-led healing activities and events organized in partnership with DVP Community Ambassadors. Support for families following a loss to violence including grief and loss counseling.	\$210,000	\$725,000	\$422,000	\$1,550,500
[Locally-administered fund/program - Gender-based Violence (GBV) Response services require specific training and expertise to serve women, LGBTQIA+ and others who experience gendered violence, intimate partner violence]	Gender-based Violence (GBV) Response services require specific training and expertise to serve women, LGBTQIA+ and others who experience gendered violence, intimate partner violence	\$535,000	\$925,000	\$797,000	\$2,280,000
Total		\$791,404,753.41	\$788,461,166.69	\$939,925,127.26	\$1,041,692,783.02

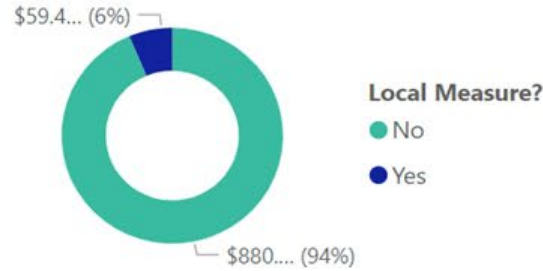


Oakland Cradle to Career Fiscal Map Local Measure Dollars

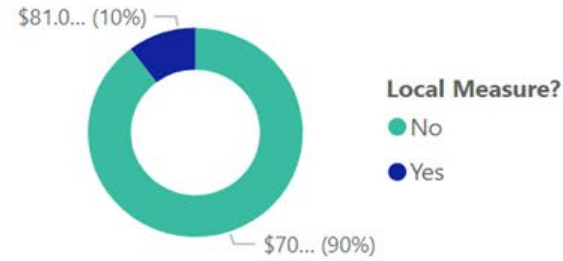
FY22 Local Measure Funding



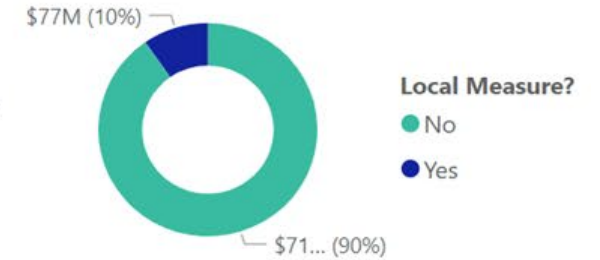
FY21 Local Measure Funding



FY20 Local Measure Funding



FY19 Local Measure Funding



Local, voter-approved measures comprise a small portion of the funding landscape but represent some of the most flexible dollars that Oakland partners can leverage to address priorities.

Funding Stream Name	Funding Stream Description	FY19 Appropriation Amount	FY20 Appropriation Amount	FY21 Appropriation Amount	FY22 Appropriation Amount
[Locally-administered fund/program - Community Healing and Restoration violence prevention]	Strengthening Oakland neighborhoods exposed to violence by lifting-up the wisdom of people closest to violence and deepening their skills to promote healing through community-led healing activities and events organized in partnership with DVP Community Ambassadors. Support for families following a loss to violence including grief and loss counseling.	\$210,000	\$725,000	\$422,000	\$1,550,500
[Locally-administered fund/program - Gender-Based violence prevention]	Gender-based Violence (GBV) Response services require specific training and expertise to serve women, LGBTQIA+ and others who experience gendered violence- intimate partner violence (IPV), domestic violence and commercial sexual exploitation (CSE). Services are directed to individuals and families to assist in recovering from the physical, psychological, and spiritually negative impact of physical or	\$535,000	\$925,000	\$797,000	\$2,280,000
Total		\$791,404,753.41	\$788,461,166.69	\$939,925,127.26	\$1,041,692,783.02

Investment Landscape Challenges

1

One-time and short-term funds

2

Funding for infrastructure & coordination

3


Population/service pockets remain under-invested in



Strategic Public Financing Questions & Answers

1. Current Funding


How much funding supports our goals right now?



Fiscal mapping

2. True Cost


How much will it cost to fund our goals in full?



Cost modeling and estimation

3. New Funding

How do we fill the gap between current funding and needed funding?



Sources of new money



Timeline to Election Day

